



[www.jbctools.com](http://www.jbctools.com)

# PH UPDATER

INFRARED PRE HEATER

# UPDATER SOFTWARE

This manual is valid for version HU01209

## SYSTEM REQUIREMENTS

- Operating System:** Windows XP / Vista / 7 (no support for “windows 7 starter” edition)  
**Screen:** 1024 x 768, 256 colors (minimum); 1024 x 768 high density color, 32-bit (recommended).  
**Port RS-232:** Does not work with USB-converter  
**Null modem cable:** DB-9 Female to DB-9 female.

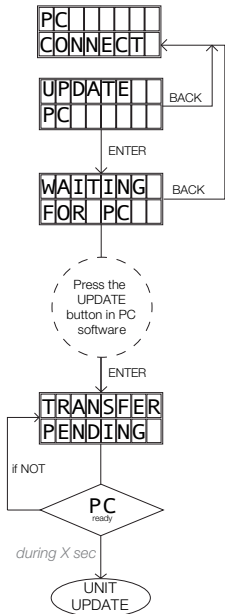
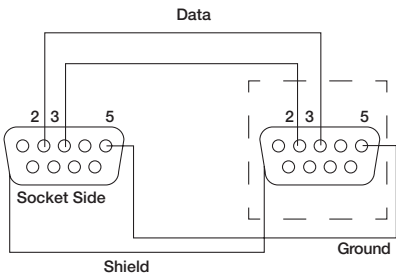
## INSTALL AND UNINSTALL

For software **installation** run the installer program and follow the wizard instructions.  
The installer creates the following folder: *JBC / PreheaterUpdate*.  
In order to **uninstall** the program, execute the option “Uninstall” found in: *JBC / Preheater* in the *Start* menu.

## CONNECTION

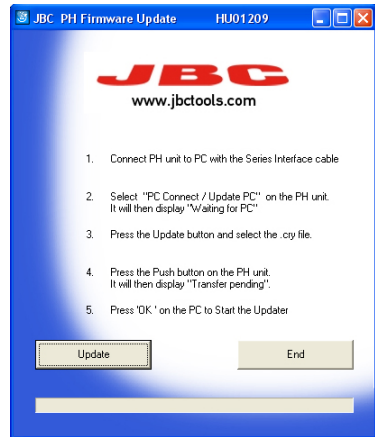
To connect the unit with a PC, the following steps should be taken:

1. Connect PH unit to PC with a DB-9 cable Null Modem, or similar nothing the following:
2. Turn on unit PH, and select PC Connect / Update PC. The screen will show the following message: “Waiting for PC”



## UPDATING

Once the connection had been established, run the PreHeaterUpdate program.



*You can leave the program at any time by selecting END button.*

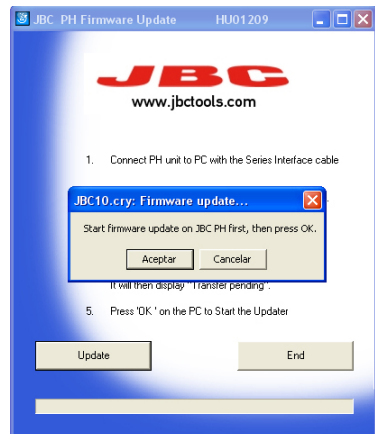
Follow these instructions:

**1.** Press "Update" button. The file selection window will display.

**2.** Select file with extension ".cry" corresponding to the version of software that you wish to install. A dialogue box will appear, but do not press the accept button just yet.

**3.** On PH unit, press button "Push". Display will show *Transfer Pending*.

**4.** Now press the "Accept" button, on the screen of the PC to start the updating process.



# UPDATER SOFTWARE

Once the update process has started, this cannot be stopped until it has finished.

Updating process will be displayed in the progress bar. It can take a few minutes to start.

Do not turn off the PH unit. Do not disconnect the PC while in progress.

At the end of the process, PH unit will restart and the software on the PH will be updated.

